


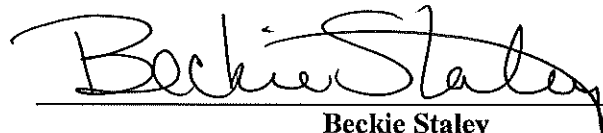
# CERTIFICATE OF CANVASS RESULTS

State of Illinois        }  
                              }  
Crawford County        } SS:

I, the undersigned, do hereby certify that the attached Election Results are a correct tabulation  
of the votes cast in the various precincts at the CONSOLIDATED ELECTION held on APRIL 1, 2025  
for the Candidates herein set forth.


Dated this 16<sup>th</sup> day of April, 2025.



  
Beckie Staley  
Crawford County Clerk


Statement of Votes Cast  
CONSOLIDATED ELECTION  
TUESDAY, APRIL 1, 2025  
CRAWFORD COUNTY, ILLINOIS  
April 1, 2025 Consolidated Election  
FINAL RESULTS

Date: 4/14/2025  
Time: 11:25:00 AM CDT  
Page 1/83

	Turnout				ROBINSON CITY MAYOR			
	Reg. Voters	Ballots Cast	% Turnout	Blank	Reg. Voters	Total Votes	 Mikeal Shimer (IND)	
Jurisdiction Wide								
ROBINSON 1	1073	98	9.13%	0	668	35	35	100.00%
ROBINSON 2	544	52	9.56%	0	414	38	38	100.00%
ROBINSON 3	1109	162	14.61%	0	634	95	95	100.00%
ROBINSON 4	451	47	10.42%	0	451	42	42	100.00%
ROBINSON 5	461	45	9.76%	0	461	40	40	100.00%
ROBINSON 6	916	144	15.72%	1	486	82	82	100.00%
ROBINSON 7	511	48	9.39%	0	489	39	39	100.00%
ROBINSON 8	722	99	13.71%	0	451	61	61	100.00%
ROBINSON 9	568	71	12.50%	0	531	60	60	100.00%
Total	13184	2552	19.36%	1	4585	492	492	100.00%


Statement of Votes Cast  
CONSOLIDATED ELECTION  
TUESDAY, APRIL 1, 2025  
CRAWFORD COUNTY, ILLINOIS  
April 1, 2025 Consolidated Election  
FINAL RESULTS

Date: 4/14/2025  
Time: 11:25:00 AM CDT  
Page 2/83

	Turnout				ROBINSON CITY CLERK			
	Reg. Voters	Ballots Cast	% Turnout	Blank	Reg. Voters	Total Votes	<div></div> Brittney Walton (IND)	
Jurisdiction Wide								
ROBINSON 1	1073	98	9.13%	0	668	36	36 100.00%	
ROBINSON 2	544	52	9.56%	0	414	39	39 100.00%	
ROBINSON 3	1109	162	14.61%	0	634	94	94 100.00%	
ROBINSON 4	451	47	10.42%	0	451	41	41 100.00%	
ROBINSON 5	461	45	9.76%	0	461	40	40 100.00%	
ROBINSON 6	916	144	15.72%	1	486	78	78 100.00%	
ROBINSON 7	511	48	9.39%	0	489	40	40 100.00%	
ROBINSON 8	722	99	13.71%	0	451	67	67 100.00%	
ROBINSON 9	568	71	12.50%	0	531	59	59 100.00%	
Total	13184	2552	19.36%	1	4585	494	494 100.00%	


Statement of Votes Cast  
CONSOLIDATED ELECTION  
TUESDAY, APRIL 1, 2025  
CRAWFORD COUNTY, ILLINOIS  
April 1, 2025 Consolidated Election  
FINAL RESULTS

Date: 4/14/2025  
Time: 11:25:00 AM CDT  
Page 3/83

	Turnout				ROBINSON CITY WARD 1 ALDERPERSON 			
	Reg. Voters	Ballots Cast	% Turnout	Blank	Reg. Voters	Total Votes	Sarah H. Arnone (IND)	
Jurisdiction Wide								
ROBINSON 5	461	45	9.76%	0	461	39	39	100.00%
ROBINSON 6	916	144	15.72%	1	486	79	79	100.00%
Total	13184	2552	19.36%	1	947	118	118	100.00%

Statement of Votes Cast  
CONSOLIDATED ELECTION  
TUESDAY, APRIL 1, 2025  
CRAWFORD COUNTY, ILLINOIS  
April 1, 2025 Consolidated Election  
FINAL RESULTS

Date: 4/14/2025  
Time: 11:25:00 AM CDT  
Page 4/83

	Turnout				ROBINSON CITY WARD 2 ALDERPERSON					
	Reg. Voters	Ballots Cast	% Turnout	Blank	Reg. Voters	Total Votes	 Karen S. Bowman (IND)	Jon F. Kennedy (IND)		
Jurisdiction Wide										
ROBINSON 7	511	48	9.39%	0	489	43	24 55.81%	19	44.19%	
ROBINSON 8	722	99	13.71%	0	451	77	39 50.65%	38	49.35%	
Total	13184	2552	19.36%	1	940	120	63 52.50%	57	47.50%	

Statement of Votes Cast  
CONSOLIDATED ELECTION  
TUESDAY, APRIL 1, 2025  
CRAWFORD COUNTY, ILLINOIS  
April 1, 2025 Consolidated Election  
FINAL RESULTS

Date: 4/14/2025  
Time: 11:25:00 AM CDT  
Page 5/83

	Turnout				ROBINSON CITY WARD 3 ALDERPERSON			
	Reg. Voters	Ballots Cast	% Turnout	Blank	Reg. Voters	Total Votes	M. Shane Robinson (IND)	
Jurisdiction Wide								
ROBINSON 1	1073	98	9.13%	0	668	37	37	100.00%
ROBINSON 2	544	52	9.56%	0	414	39	39	100.00%
Total	13184	2552	19.36%	1	1082	76	76	100.00%

Statement of Votes Cast  
CONSOLIDATED ELECTION  
TUESDAY, APRIL 1, 2025  
CRAWFORD COUNTY, ILLINOIS  
April 1, 2025 Consolidated Election  
FINAL RESULTS

Date: 4/14/2025  
Time: 11:25:00 AM CDT  
Page 6/83

	Turnout				ROBINSON CITY WARD 4 ALDERPERSON			
	Reg. Voters	Ballots Cast	% Turnout	Blank	Reg. Voters	Total Votes	John Birkofer (IND)	
Jurisdiction Wide								
ROBINSON 3	1109	162	14.61%	0	634	104	104	100.00%
ROBINSON 4	451	47	10.42%	0	451	44	44	100.00%
ROBINSON 9	568	71	12.50%	0	531	64	64	100.00%
Total	13184	2552	19.36%	1	1616	212	212	100.00%

Statement of Votes Cast  
CONSOLIDATED ELECTION  
TUESDAY, APRIL 1, 2025  
CRAWFORD COUNTY, ILLINOIS  
April 1, 2025 Consolidated Election  
FINAL RESULTS

Date: 4/14/2025

Time: 11:25:00 AM CDT




Page 7/83

	Turnout				FLAT ROCK VILLAGE MAYOR		
	Reg. Voters	Ballots Cast	% Turnout	Blank	Reg. Voters	Total Votes	No Candidate (CIT)
Jurisdiction Wide							
HONEY CREEK 1	509	69	13.56%	0	185	0	0
MONTGOMERY	485	162	33.40%	0	45	0	0
Total	13184	2552	19.36%	1	230	0	0



Statement of Votes Cast  
CONSOLIDATED ELECTION  
TUESDAY, APRIL 1, 2025  
CRAWFORD COUNTY, ILLINOIS  
April 1, 2025 Consolidated Election  
FINAL RESULTS

Date: 4/14/2025  
Time: 11:25:00 AM CDT  
Page 8/83

	Turnout				FLAT ROCK VILLAGE TRUSTEE							
	Reg. Voters	Ballots Cast	% Turnout	Blank	Reg. Voters	Total Votes	Gregory Bachelor	 (CIT)	Brian Buttolph (CIT)	 (CIT)	Gregory Rich (CIT)	 (CIT)
Jurisdiction Wide												
HONEY CREEK 1	509	69	13.56%	0	185	96	33	34.38%	29	30.21%	34	35.42%
MONTGOMERY	485	162	33.40%	0	45	14	4	28.57%	6	42.86%	4	28.57%
Total	13184	2552	19.36%	1	230	110	37	33.64%	35	31.82%	38	34.55%

Statement of Votes Cast  
CONSOLIDATED ELECTION  
TUESDAY, APRIL 1, 2025  
CRAWFORD COUNTY, ILLINOIS  
April 1, 2025 Consolidated Election  
FINAL RESULTS

Date: 4/14/2025  
Time: 11:25:00 AM CDT  
Page 9/83

	Turnout				HUTSONVILLE VILLAGE PRESIDENT			
	Reg. Voters	Ballots Cast	% Turnout	Blank	Reg. Voters	Total Votes	Tina Callaway (PRO)	
Jurisdiction Wide								
HUTSONVILLE 1	617	119	19.29%	0	344	69	69	100.00%
Total	13184	2552	19.36%	1	344	69	69	100.00%

Statement of Votes Cast  
CONSOLIDATED ELECTION  
TUESDAY, APRIL 1, 2025  
CRAWFORD COUNTY, ILLINOIS  
April 1, 2025 Consolidated Election  
FINAL RESULTS

Date: 4/14/2025  
Time: 11:25:00 AM CDT  
Page 10/83

	Turnout				HUTSONVILLE VILLAGE TRUSTEE							
	Reg. Voters	Ballots Cast	% Turnout	Blank	Reg. Voters	Total Votes	Janice Zellers (PRO) *	David Austin (PRO) *	James Sikorski (PRO) *			
Jurisdiction Wide												
HUTSONVILLE 1	617	119	19.29%	0	344	166	53 31.93%	60 36.14%	53 31.93%			
Total	13184	2552	19.36%	1	344	166	53 31.93%	60 36.14%	53 31.93%			

Statement of Votes Cast  
CONSOLIDATED ELECTION  
TUESDAY, APRIL 1, 2025  
CRAWFORD COUNTY, ILLINOIS  
April 1, 2025 Consolidated Election  
FINAL RESULTS

Date: 4/14/2025  
Time: 11:25:00 AM CDT  
Page 11/83

	Turnout				OBLONG VILLAGE MAYOR					
	Reg. Voters	Ballots Cast	% Turnout	Blank	Reg. Voters	Total Votes	Teresa K. Fielder (IND)		Terry Ochs (IND)	
Jurisdiction Wide										
OBLONG 1	713	226	31.70%	0	422	133	98	73.68%	35	26.32%
OBLONG 2	871	344	39.49%	0	532	214	155	72.43%	59	27.57%
Total	13184	2552	19.36%	1	954	347	253	72.91%	94	27.09%

Statement of Votes Cast  
CONSOLIDATED ELECTION  
TUESDAY, APRIL 1, 2025  
CRAWFORD COUNTY, ILLINOIS  
April 1, 2025 Consolidated Election  
FINAL RESULTS

Date: 4/14/2025  
Time: 11:25:00 AM CDT  
Page 12/83

	Turnout				OBLONG VILLAGE TRUSTEE													
	Reg. Voters	Ballots Cast	% Turnout	Blank	Reg. Voters	Total Votes	Byron Sanders (IND)	Ashley Christman (IND)	Jerry A. Snider (IND)	Justin S. Yager (IND)	Terry Shaffner (IND)	Earl L. Deckard (IND)						
Jurisdiction Wide																		
OBLONG 1	713	226	31.70%	0	422	346	81 23.41%	19 5.49%	42 12.14%	84 24.28%	46 13.29%	74 21.39%						
OBLONG 2	871	344	39.49%	0	532	559	119 21.29%	31 5.55%	53 9.48%	143 25.58%	82 14.67%	131 23.43%						
Total	13184	2552	19.36%	1	954	905	200 22.10%	50 5.52%	95 10.50%	227 25.08%	128 14.14%	205 22.65%						

Statement of Votes Cast  
CONSOLIDATED ELECTION  
TUESDAY, APRIL 1, 2025  
CRAWFORD COUNTY, ILLINOIS  
April 1, 2025 Consolidated Election  
FINAL RESULTS

Date: 4/14/2025  
Time: 11:25:00 AM CDT  
Page 13/83

	Turnout				PALESTINE VILLAGE MAYOR									
	Reg. Voters	Ballots Cast	% Turnout	Blank	Reg. Voters	Total Votes	No Candidate (PEO)	Presley Harris (IND)	Rob Byrley (WI)	David Woods (WI)	Scott Campbell (WI)			
Jurisdiction Wide														
LAMOTTE 1	856	291	34.00%	0	558	221	0	- 12 5.43%	0	- 207 93.67%	2 0.90%			
LAMOTTE 2	581	199	34.25%	0	409	167	0	- 5 2.99%	0	- 158 94.61%	4 2.40%			
Total	13184	2552	19.36%	1	967	388	0	- 17 4.38%	0	- 365 94.07%	6 1.55%			

Statement of Votes Cast  
CONSOLIDATED ELECTION  
TUESDAY, APRIL 1, 2025  
CRAWFORD COUNTY, ILLINOIS  
April 1, 2025 Consolidated Election  
FINAL RESULTS

Date: 4/14/2025  
Time: 11:25:00 AM CDT  
Page 14/83

	Turnout				PALESTINE VILLAGE TRUSTEE											
	Reg. Voters	Ballots Cast	% Turnout	Blank	Reg. Voters	Total Votes	Mary Michael (PEO)		Rikki Callaway (PEO)		Staci Rachoy (IND)		Jay E. Wilson (WI)		Francis Doyle Murphy (WI)	
Jurisdiction Wide																
LAMOTTE 1	856	291	34.00%	0	558	468	145	30.98%	172	36.75%	135	28.85%	16	3.42%	0	-
LAMOTTE 2	581	199	34.25%	0	409	340	113	33.24%	112	32.94%	102	30.00%	6	1.76%	7	2.06%
Total	13184	2552	19.36%	1	967	808	258	31.93%	284	35.15%	237	29.33%	22	2.72%	7	0.87%

Statement of Votes Cast  
CONSOLIDATED ELECTION  
TUESDAY, APRIL 1, 2025  
CRAWFORD COUNTY, ILLINOIS  
April 1, 2025 Consolidated Election  
FINAL RESULTS

Date: 4/14/2025  
Time: 11:25:00 AM CDT  
Page 15/83

	Turnout				STOY VILLAGE MAYOR			
	Reg. Voters	Ballots Cast	% Turnout	Blank	Reg. Voters	Total Votes	Eric Boone (WI)	
Jurisdiction Wide								
OBLONG 3	367	71	19.35%	0	84	10	10	100.00%
Total	13184	2552	19.36%	1	84	10	10	100.00%



Statement of Votes Cast  
CONSOLIDATED ELECTION  
TUESDAY, APRIL 1, 2025  
CRAWFORD COUNTY, ILLINOIS  
April 1, 2025 Consolidated Election  
FINAL RESULTS

Date: 4/14/2025  
Time: 11:25:00 AM CDT  
Page 16/83

	Turnout				STOY VILLAGE CLERK			
	Reg. Voters	Ballots Cast	% Turnout	Blank	Reg. Voters	Total Votes	Nicole Boone (WI)	
Jurisdiction Wide								
OBLONG 3	367	71	19.35%	0	84	10	10	100.00%
Total	13184	2552	19.36%	1	84	10	10	100.00%

Statement of Votes Cast  
CONSOLIDATED ELECTION  
TUESDAY, APRIL 1, 2025  
CRAWFORD COUNTY, ILLINOIS  
April 1, 2025 Consolidated Election  
FINAL RESULTS

Date: 4/14/2025  
Time: 11:25:00 AM CDT  
Page 17/83

	Turnout				STOY VILLAGE TRUSTEE-4YR TERM							
	Reg. Voters	Ballots Cast	% Turnout	Blank	Reg. Voters	Total Votes	Daniel O'Dell (WI)		Janice Catt (WI)		Tyler Potter (WI)	
Jurisdiction Wide												
OBLONG 3	367	71	19.35%	0	84	18	6	33.33%	6	33.33%	6	33.33%
Total	13184	2552	19.36%	1	84	18	6	33.33%	6	33.33%	6	33.33%


Statement of Votes Cast  
CONSOLIDATED ELECTION  
TUESDAY, APRIL 1, 2025  
CRAWFORD COUNTY, ILLINOIS  
April 1, 2025 Consolidated Election  
FINAL RESULTS

Date: 4/14/2025  
Time: 11:25:00 AM CDT  
Page 18/83

	Turnout				STOY VILLAGE TRUSTEE-2- YEAR UNEXPIRED TERM			
	Reg. Voters	Ballots Cast	% Turnout	Blank	Reg. Voters	Total Votes	Kenneth Hart (WI)	
Jurisdiction Wide								
OBLONG 3	367	71	19.35%	0	84	6	6	100.00%
Total	13184	2552	19.36%	1	84	6	6	100.00%

Statement of Votes Cast  
CONSOLIDATED ELECTION  
TUESDAY, APRIL 1, 2025  
CRAWFORD COUNTY, ILLINOIS  
April 1, 2025 Consolidated Election  
FINAL RESULTS

Date: 4/14/2025  
Time: 11:25:00 AM CDT  
Page 19/83

	Turnout				HONEY CREEK TOWNSHIP SUPERVISOR				
	Reg. Voters	Ballots Cast	% Turnout	Blank	Reg. Voters	Total Votes	 Gregory A. Wampler (D)	No Candidate (R)	
Jurisdiction Wide									
HONEY CREEK 1	509	69	13.56%	0	509	63	63 100.00%	0	
HONEY CREEK 2	576	43	7.47%	0	576	32	32 100.00%	0	
Total	13184	2552	19.36%	1	1085	95	95 100.00%	0	

Statement of Votes Cast  
CONSOLIDATED ELECTION  
TUESDAY, APRIL 1, 2025  
CRAWFORD COUNTY, ILLINOIS  
April 1, 2025 Consolidated Election  
FINAL RESULTS

Date: 4/14/2025  
Time: 11:25:00 AM CDT  
Page 20/83

	Turnout				HONEY CREEK TOWNSHIP CLERK				
	Reg. Voters	Ballots Cast	% Turnout	Blank	Reg. Voters	Total Votes	Lynn H. McCleave (D)	No Candidate (R)	
Jurisdiction Wide									
HONEY CREEK 1	509	69	13.56%	0	509	63	63 100.00%	0	-
HONEY CREEK 2	576	43	7.47%	0	576	35	35 100.00%	0	-
Total	13184	2552	19.36%	1	1085	98	98 100.00%	0	-

Statement of Votes Cast  
CONSOLIDATED ELECTION  
TUESDAY, APRIL 1, 2025  
CRAWFORD COUNTY, ILLINOIS  
April 1, 2025 Consolidated Election  
FINAL RESULTS

Date: 4/14/2025  
Time: 11:25:00 AM CDT  
Page 21/83

	Turnout				HONEY CREEK TOWNSHIP HIGHWAY COMMISSIONER					
	Reg. Voters	Ballots Cast	% Turnout	Blank	Reg. Voters	Total Votes	No Candidate (D)		Chris Bonnell (R)	
Jurisdiction Wide										
HONEY CREEK 1	509	69	13.56%	0	509	65	0	-	65	100.00%
HONEY CREEK 2	576	43	7.47%	0	576	34	0	-	34	100.00%
Total	13184	2552	19.36%	1	1085	99	0	-	99	100.00%


Statement of Votes Cast  
CONSOLIDATED ELECTION  
TUESDAY, APRIL 1, 2025  
CRAWFORD COUNTY, ILLINOIS  
April 1, 2025 Consolidated Election  
FINAL RESULTS

Date: 4/14/2025  
Time: 11:25:00 AM CDT  
Page 22/83

	Turnout				HONEY CREEK TOWNSHIP TRUSTEE									
	Reg. Voters	Ballots Cast	% Turnout	Blank	Reg. Voters	Total Votes	Wayne L. Montgomery (D)		Paul D. Reinbold (D)		Steven C. Nicholas (R)		Leonard Sisil (R)	
Jurisdiction Wide														
HONEY CREEK 1	509	69	13.56%	0	509	188	50	26.60%	52	27.66%	42	22.34%	44	23.40%
HONEY CREEK 2	576	43	7.47%	0	576	114	25	21.93%	26	22.81%	31	27.19%	32	28.07%
Total	13184	2552	19.36%	1	1085	302	75	24.83%	78	25.83%	73	24.17%	76	25.17%

Statement of Votes Cast  
CONSOLIDATED ELECTION  
TUESDAY, APRIL 1, 2025  
CRAWFORD COUNTY, ILLINOIS  
April 1, 2025 Consolidated Election  
FINAL RESULTS

Date: 4/14/2025  
Time: 11:25:00 AM CDT  
Page 23/83

	Turnout				HUTSONVILLE TOWNSHIP SUPERVISOR				
	Reg. Voters	Ballots Cast	% Turnout	Blank	Reg. Voters	Total Votes	 Toni L. Earleywine (D)	No Candidate (R)	
Jurisdiction Wide									
HUTSONVILLE 1	617	119	19.29%	0	617	88	88 100.00%	0	
HUTSONVILLE 2	150	21	14.00%	0	150	18	18 100.00%	0	
Total	13184	2552	19.36%	1	767	106	106 100.00%	0	




Statement of Votes Cast  
CONSOLIDATED ELECTION  
TUESDAY, APRIL 1, 2025  
CRAWFORD COUNTY, ILLINOIS  
April 1, 2025 Consolidated Election  
FINAL RESULTS

Date: 4/14/2025  
Time: 11:25:00 AM CDT  
Page 24/83

	Turnout				HUTSONVILLE TOWNSHIP CLERK				
	Reg. Voters	Ballots Cast	% Turnout	Blank	Reg. Voters	Total Votes	Sandy Weaver (D)	No Candidate (R)	
Jurisdiction Wide									
HUTSONVILLE 1	617	119	19.29%	0	617	91	91 100.00%	0	-
HUTSONVILLE 2	150	21	14.00%	0	150	17	17 100.00%	0	-
Total	13184	2552	19.36%	1	767	108	108 100.00%	0	-

Statement of Votes Cast  
CONSOLIDATED ELECTION  
TUESDAY, APRIL 1, 2025  
CRAWFORD COUNTY, ILLINOIS  
April 1, 2025 Consolidated Election  
FINAL RESULTS

Date: 4/14/2025  
Time: 11:25:00 AM CDT  
Page 25/83

	Turnout				HUTSONVILLE TOWNSHIP HIGHWAY COMMISSIONER				
	Reg. Voters	Ballots Cast	% Turnout	Blank	Reg. Voters	Total Votes	 Gregg Cox (D)	No Candidate (R)	
Jurisdiction Wide									
HUTSONVILLE 1	617	119	19.29%	0	617	93	93	100.00%	0
HUTSONVILLE 2	150	21	14.00%	0	150	16	16	100.00%	0
Total	13184	2552	19.36%	1	767	109	109	100.00%	0


Statement of Votes Cast  
CONSOLIDATED ELECTION  
TUESDAY, APRIL 1, 2025  
CRAWFORD COUNTY, ILLINOIS  
April 1, 2025 Consolidated Election  
FINAL RESULTS

Date: 4/14/2025  
Time: 11:25:00 AM CDT  
Page 26/83

	Turnout				HUTSONVILLE TOWNSHIP TRUSTEE										
	Reg. Voters	Ballots Cast	% Turnout	Blank	Reg. Voters	Total Votes	Kevin Boles (D)		Rhonda J. Cox (D)		Mary Jo Holmes (D)		Tim Terry (D)		No Candidate (R)
Jurisdiction Wide															
HUTSONVILLE 1	617	119	19.29%	0	617	308	71	23.05%	77	25.00%	74	24.03%	86	27.92%	0
HUTSONVILLE 2	150	21	14.00%	0	150	56	13	23.21%	16	28.57%	13	23.21%	14	25.00%	0
Total	13184	2552	19.36%	1	767	364	84	23.08%	93	25.55%	87	23.90%	100	27.47%	0

Statement of Votes Cast  
CONSOLIDATED ELECTION  
TUESDAY, APRIL 1, 2025  
CRAWFORD COUNTY, ILLINOIS  
April 1, 2025 Consolidated Election  
FINAL RESULTS

Date: 4/14/2025  
Time: 11:25:00 AM CDT  
Page 27/83

	Turnout				LAMOTTE TOWNSHIP SUPERVISOR					
	Reg. Voters	Ballots Cast	% Turnout	Blank	Reg. Voters	Total Votes	No Candidate (R)	No Candidate (D)	 Fred K. McNair (IND)	
Jurisdiction Wide										
LAMOTTE 1	856	291	34.00%	0	856	271	0	-	0	- 271 100.00%
LAMOTTE 2	581	199	34.25%	0	581	182	0	-	0	- 182 100.00%
Total	13184	2552	19.36%	1	1437	453	0	-	0	- 453 100.00%

Statement of Votes Cast  
CONSOLIDATED ELECTION  
TUESDAY, APRIL 1, 2025  
CRAWFORD COUNTY, ILLINOIS  
April 1, 2025 Consolidated Election  
FINAL RESULTS

Date: 4/14/2025  
Time: 11:25:00 AM CDT  
Page 28/83

	Turnout				LAMOTTE TOWNSHIP CLERK					
	Reg. Voters	Ballots Cast	% Turnout	Blank	Reg. Voters	Total Votes	No Candidate (R)		Brigetta L. Brannon (D)	
Jurisdiction Wide										
LAMOTTE 1	856	291	34.00%	0	856	241	0	-	241	100.00%
LAMOTTE 2	581	199	34.25%	0	581	163	0	-	163	100.00%
Total	13184	2552	19.36%	1	1437	404	0	-	404	100.00%

Statement of Votes Cast  
CONSOLIDATED ELECTION  
TUESDAY, APRIL 1, 2025  
CRAWFORD COUNTY, ILLINOIS  
April 1, 2025 Consolidated Election  
FINAL RESULTS

Date: 4/14/2025  
Time: 11:25:00 AM CDT  
Page 29/83

	Turnout				LAMOTTE TOWNSHIP HIGHWAY COMMISSIONER					
	Reg. Voters	Ballots Cast	% Turnout	Blank	Reg. Voters	Total Votes	No Candidate (R)		Michael "Shawn" Elder (D)	
Jurisdiction Wide										
LAMOTTE 1	856	291	34.00%	0	856	251	0	-	251	100.00%
LAMOTTE 2	581	199	34.25%	0	581	173	0	-	173	100.00%
Total	13184	2552	19.36%	1	1437	424	0	-	424	100.00%

Statement of Votes Cast  
CONSOLIDATED ELECTION  
TUESDAY, APRIL 1, 2025  
CRAWFORD COUNTY, ILLINOIS  
April 1, 2025 Consolidated Election  
FINAL RESULTS

Date: 4/14/2025  
Time: 11:25:00 AM CDT  
Page 30/83

	Turnout				LAMOTTE TOWNSHIP TRUSTEE									
	Reg. Voters	Ballots Cast	% Turnout	Blank	Reg. Voters	Total Votes	Thomas Fuller (R)	Rodney E. Bond (D)	Alan Fulling (D)	Julie L. Napier (D)				
Jurisdiction Wide														
LAMOTTE 1	856	291	34.00%	0	856	719	208 28.93%	162 22.53%	177 24.62%	172 23.92%				
LAMOTTE 2	581	199	34.25%	0	581	490	137 27.96%	117 23.88%	122 24.90%	114 23.27%				
Total	13184	2552	19.36%	1	1437	1209	345 28.54%	279 23.08%	299 24.73%	286 23.66%				

Statement of Votes Cast  
CONSOLIDATED ELECTION  
TUESDAY, APRIL 1, 2025  
CRAWFORD COUNTY, ILLINOIS  
April 1, 2025 Consolidated Election  
FINAL RESULTS

Date: 4/14/2025  
Time: 11:25:00 AM CDT  
Page 31/83

	Turnout				LICKING TOWNSHIP SUPERVISOR			
	Reg. Voters	Ballots Cast	% Turnout	Blank	Reg. Voters	Total Votes	Kelly S. Cheek (R)	No Candidate (D)
Jurisdiction Wide								
LICKING	217	42	19.35%	0	217	37	37 100.00%	0
Total	13184	2552	19.36%	1	217	37	37 100.00%	0



Statement of Votes Cast  
CONSOLIDATED ELECTION  
TUESDAY, APRIL 1, 2025  
CRAWFORD COUNTY, ILLINOIS  
April 1, 2025 Consolidated Election  
FINAL RESULTS

Date: 4/14/2025  
Time: 11:25:00 AM CDT  
Page 32/83

	Turnout				LICKING TOWNSHIP CLERK				
	Reg. Voters	Ballots Cast	% Turnout	Blank	Reg. Voters	Total Votes	Connie Woodward (R)	No Candidate (D)	
Jurisdiction Wide									
LICKING	217	42	19.35%	0	217	42	42 100.00%	0	-
Total	13184	2552	19.36%	1	217	42	42 100.00%	0	-

Statement of Votes Cast  
CONSOLIDATED ELECTION  
TUESDAY, APRIL 1, 2025  
CRAWFORD COUNTY, ILLINOIS  
April 1, 2025 Consolidated Election  
FINAL RESULTS

Date: 4/14/2025  
Time: 11:25:00 AM CDT  
Page 33/83

	Turnout				LICKING TOWNSHIP HIGHWAY COMMISSIONER				
	Reg. Voters	Ballots Cast	% Turnout	Blank	Reg. Voters	Total Votes	Jeremy T. Snider (R)	No Candidate (D)	
Jurisdiction Wide									
LICKING	217	42	19.35%	0	217	41	41 100.00%	0	-
Total	13184	2552	19.36%	1	217	41	41 100.00%	0	-

Statement of Votes Cast  
CONSOLIDATED ELECTION  
TUESDAY, APRIL 1, 2025  
CRAWFORD COUNTY, ILLINOIS  
April 1, 2025 Consolidated Election  
FINAL RESULTS

Date: 4/14/2025  
Time: 11:25:00 AM CDT  
Page 34/83

	Turnout				LICKING TOWNSHIP TRUSTEE									
	Reg. Voters	Ballots Cast	% Turnout	Blank	Reg. Voters	Total Votes	James Livingston (R)	Ronald Rogers (R)	Jeffery Wiman (R)	Travis Woodward (R)	No Candidate (D)			
Jurisdiction Wide														
LICKING	217	42	19.35%	0	217	155	39 25.16%	38 24.52%	41 26.45%	37 23.87%	0			
Total	13184	2552	19.36%	1	217	155	39 25.16%	38 24.52%	41 26.45%	37 23.87%	0			

Statement of Votes Cast  
CONSOLIDATED ELECTION  
TUESDAY, APRIL 1, 2025  
CRAWFORD COUNTY, ILLINOIS  
April 1, 2025 Consolidated Election  
FINAL RESULTS

Date: 4/14/2025  
Time: 11:25:00 AM CDT  
Page 35/83

	Turnout				MARTIN TOWNSHIP SUPERVISOR				
	Reg. Voters	Ballots Cast	% Turnout	Blank	Reg. Voters	Total Votes	Regina M. Veatch (R)	No Candidate (D)	
Jurisdiction Wide									
MARTIN	399	37	9.27%	0	399	32	32 100.00%	0	-
Total	13184	2552	19.36%	1	399	32	32 100.00%	0	-

Statement of Votes Cast  
CONSOLIDATED ELECTION  
TUESDAY, APRIL 1, 2025  
CRAWFORD COUNTY, ILLINOIS  
April 1, 2025 Consolidated Election  
FINAL RESULTS

Date: 4/14/2025  
Time: 11:25:00 AM CDT  
Page 36/83

	Turnout				MARTIN TOWNSHIP CLERK				
	Reg. Voters	Ballots Cast	% Turnout	Blank	Reg. Voters	Total Votes	Miranda Williamson (R)	No Candidate (D)	
Jurisdiction Wide									
MARTIN	399	37	9.27%	0	399	33	33 100.00%	0	
Total	13184	2552	19.36%	1	399	33	33 100.00%	0	

Statement of Votes Cast  
CONSOLIDATED ELECTION  
TUESDAY, APRIL 1, 2025  
CRAWFORD COUNTY, ILLINOIS  
April 1, 2025 Consolidated Election  
FINAL RESULTS

Date: 4/14/2025  
Time: 11:25:00 AM CDT  
Page 37/83

	Turnout				MARTIN TOWNSHIP HIGHWAY COMMISSIONER				
	Reg. Voters	Ballots Cast	% Turnout	Blank	Reg. Voters	Total Votes	No Candidate (R)	Dewayne Mundhenk (D)	
Jurisdiction Wide									
MARTIN	399	37	9.27%	0	399	35	0	-	35 100.00%
Total	13184	2552	19.36%	1	399	35	0	-	35 100.00%


Statement of Votes Cast  
CONSOLIDATED ELECTION  
TUESDAY, APRIL 1, 2025  
CRAWFORD COUNTY, ILLINOIS  
April 1, 2025 Consolidated Election  
FINAL RESULTS

Date: 4/14/2025  
Time: 11:25:00 AM CDT  
Page 38/83

	Turnout				MARTIN TOWNSHIP TRUSTEE									
	Reg. Voters	Ballots Cast	% Turnout	Blank	Reg. Voters	Total Votes	Kaiva Riley (R)		Karon Inboden (R)		Laura Staley (R)		Kay Mundhenk (D)	
Jurisdiction Wide														
MARTIN	399	37	9.27%	0	399	118	30	25.42%	31	26.27%	26	22.03%	31	26.27%
Total	13184	2552	19.36%	1	399	118	30	25.42%	31	26.27%	26	22.03%	31	26.27%

Statement of Votes Cast  
CONSOLIDATED ELECTION  
TUESDAY, APRIL 1, 2025  
CRAWFORD COUNTY, ILLINOIS  
April 1, 2025 Consolidated Election  
FINAL RESULTS

Date: 4/14/2025  
Time: 11:25:00 AM CDT  
Page 39/83

	Turnout				MONTGOMERY TOWNSHIP SUPERVISOR				
	Reg. Voters	Ballots Cast	% Turnout	Blank	Reg. Voters	Total Votes	 Teresa J. Illyes (R)	No Candidate (D)	
Jurisdiction Wide									
MONTGOMERY	485	162	33.40%	0	485	142	142 100.00%	0	-
Total	13184	2552	19.36%	1	485	142	142 100.00%	0	-




Statement of Votes Cast  
CONSOLIDATED ELECTION  
TUESDAY, APRIL 1, 2025  
CRAWFORD COUNTY, ILLINOIS  
April 1, 2025 Consolidated Election  
FINAL RESULTS

Date: 4/14/2025  
Time: 11:25:00 AM CDT  
Page 40/83

	Turnout				MONTGOMERY TOWNSHIP CLERK				
	Reg. Voters	Ballots Cast	% Turnout	Blank	Reg. Voters	Total Votes	Ramona G. Knoblett (R)	No Candidate (D)	
Jurisdiction Wide									
MONTGOMERY	485	162	33.40%	0	485	141	141 100.00%	0	
Total	13184	2552	19.36%	1	485	141	141 100.00%	0	

Statement of Votes Cast  
CONSOLIDATED ELECTION  
TUESDAY, APRIL 1, 2025  
CRAWFORD COUNTY, ILLINOIS  
April 1, 2025 Consolidated Election  
FINAL RESULTS

Date: 4/14/2025  
Time: 11:25:00 AM CDT  
Page 41/83

	Turnout				MONTGOMERY TOWNSHIP HIGHWAY COMMISSIONER									
	Reg. Voters	Ballots Cast	% Turnout	Blank	Reg. Voters	Total Votes	 Randall L. Bailey (R)	No Candidate (D)	Sonia D. Bonnell (WI)	Douglas H. Bonnell (WI)				
Jurisdiction Wide														
MONTGOMERY	485	162	33.40%	0	485	151	94	62.25%	0	-	56	37.09%	1	0.66%
Total	13184	2552	19.36%	1	485	151	94	62.25%	0	-	56	37.09%	1	0.66%

Statement of Votes Cast  
CONSOLIDATED ELECTION  
TUESDAY, APRIL 1, 2025  
CRAWFORD COUNTY, ILLINOIS  
April 1, 2025 Consolidated Election  
FINAL RESULTS

Date: 4/14/2025  
Time: 11:25:00 AM CDT  
Page 42/83

	Turnout				MONTGOMERY TOWNSHIP TRUSTEE									
	Reg. Voters	Ballots Cast	% Turnout	Blank	Reg. Voters	Total Votes	Max A. Ilyes (R)	Christopher Graham Parish (R)	Adam Wesley (R)	Donald R. Wagoner (R)	No Candidate (D)			
Jurisdiction Wide														
MONTGOMERY	485	162	33.40%	0	485	459	119 25.93%	118 25.71%	109 23.75%	113 24.62%	0			
Total	13184	2552	19.36%	1	485	459	119 25.93%	118 25.71%	109 23.75%	113 24.62%	0			


Statement of Votes Cast  
CONSOLIDATED ELECTION  
TUESDAY, APRIL 1, 2025  
CRAWFORD COUNTY, ILLINOIS  
April 1, 2025 Consolidated Election  
FINAL RESULTS

Date: 4/14/2025  
Time: 11:25:00 AM CDT  
Page 43/83

	Turnout				OBLONG TOWNSHIP SUPERVISOR					
	Reg. Voters	Ballots Cast	% Turnout	Blank	Reg. Voters	Total Votes	No Candidate (D)	Carol Tracy	Susie (R)	
Jurisdiction Wide										
OBLONG 1	713	226	31.70%	0	713	209	0	-	209	100.00%
OBLONG 2	871	344	39.49%	0	871	315	0	-	315	100.00%
OBLONG 3	367	71	19.35%	0	367	62	0	-	62	100.00%
Total	13184	2552	19.36%	1	1951	586	0	-	586	100.00%

Statement of Votes Cast  
CONSOLIDATED ELECTION  
TUESDAY, APRIL 1, 2025  
CRAWFORD COUNTY, ILLINOIS  
April 1, 2025 Consolidated Election  
FINAL RESULTS

Date: 4/14/2025  
Time: 11:25:00 AM CDT  
Page 44/83

	Turnout				OBLONG TOWNSHIP CLERK					
	Reg. Voters	Ballots Cast	% Turnout	Blank	Reg. Voters	Total Votes	No Candidate (D)		Teresa K Fielder (R)	
Jurisdiction Wide										
OBLONG 1	713	226	31.70%	0	713	203	0	-	203	100.00%
OBLONG 2	871	344	39.49%	0	871	295	0	-	295	100.00%
OBLONG 3	367	71	19.35%	0	367	64	0	-	64	100.00%
Total	13184	2552	19.36%	1	1951	562	0	-	562	100.00%

Statement of Votes Cast  
CONSOLIDATED ELECTION  
TUESDAY, APRIL 1, 2025  
CRAWFORD COUNTY, ILLINOIS  
April 1, 2025 Consolidated Election  
FINAL RESULTS

Date: 4/14/2025  
Time: 11:25:00 AM CDT  
Page 45/83

	Turnout				OBLONG TOWNSHIP ASSESSOR				
	Reg. Voters	Ballots Cast	% Turnout	Blank	Reg. Voters	Total Votes	No Candidate (D)	Mitzi S. Martin (R)	
Jurisdiction Wide									
OBLONG 1	713	226	31.70%	0	713	203	0	-	203 100.00%
OBLONG 2	871	344	39.49%	0	871	300	0	-	300 100.00%
OBLONG 3	367	71	19.35%	0	367	59	0	-	59 100.00%
Total	13184	2552	19.36%	1	1951	562	0	-	562 100.00%





Statement of Votes Cast  
CONSOLIDATED ELECTION  
TUESDAY, APRIL 1, 2025  
CRAWFORD COUNTY, ILLINOIS  
April 1, 2025 Consolidated Election  
FINAL RESULTS

Date: 4/14/2025  
Time: 11:25:00 AM CDT  
Page 46/83

	Turnout				OBLONG TOWNSHIP HIGHWAY COMMISSIONER									
	Reg. Voters	Ballots Cast	% Turnout	Blank	Reg. Voters	Total Votes	No Candidate (D)		Leon Sears (R)		Marcus Kintner (IND)		Douglas Dart (IND)	
Jurisdiction Wide														
OBLONG 1	713	226	31.70%	0	713	220	0	-	38	17.27%	112	50.91%	70	31.82%
OBLONG 2	871	344	39.49%	0	871	342	0	-	67	19.59%	158	46.20%	117	34.21%
OBLONG 3	367	71	19.35%	0	367	68	0	-	19	27.94%	27	39.71%	22	32.35%
Total	13184	2552	19.36%	1	1951	630	0	-	124	19.68%	297	47.14%	209	33.17%

Statement of Votes Cast  
CONSOLIDATED ELECTION  
TUESDAY, APRIL 1, 2025  
CRAWFORD COUNTY, ILLINOIS  
April 1, 2025 Consolidated Election  
FINAL RESULTS

Date: 4/14/2025  
Time: 11:25:00 AM CDT  
Page 47/83

	Turnout				OBLONG TOWNSHIP TRUSTEE									
	Reg. Voters	Ballots Cast	% Turnout	Blank	Reg. Voters	Total Votes	Jeff Mendenhall (D)	 Joe Henry (R)	 Diana Smith (R)	 Diana Smith (R)	 Scotty Chiddix (R)			
Jurisdiction Wide														
OBLONG 1	713	226	31.70%	0	713	609	117	19.21%	159	26.11%	174	28.57%	159	26.11%
OBLONG 2	871	344	39.49%	0	871	1000	201	20.10%	270	27.00%	265	26.50%	264	26.40%
OBLONG 3	367	71	19.35%	0	367	212	38	17.92%	57	26.89%	57	26.89%	60	28.30%
Total	13184	2552	19.36%	1	1951	1821	356	19.55%	486	26.69%	496	27.24%	483	26.52%



Statement of Votes Cast  
CONSOLIDATED ELECTION  
TUESDAY, APRIL 1, 2025  
CRAWFORD COUNTY, ILLINOIS  
April 1, 2025 Consolidated Election  
FINAL RESULTS

Date: 4/14/2025  
Time: 11:25:00 AM CDT  
Page 48/83

	Turnout				PRAIRIE TOWNSHIP SUPERVISOR				
	Reg. Voters	Ballots Cast	% Turnout	Blank	Reg. Voters	Total Votes	Brenda S. Wolfe (R)		No Candidate (D)
Jurisdiction Wide									
PRAIRIE 1	203	75	36.95%	0	203	70	70	100.00%	0
PRAIRIE 2	220	56	25.45%	0	220	53	53	100.00%	0
Total	13184	2552	19.36%	1	423	123	123	100.00%	0

Statement of Votes Cast  
CONSOLIDATED ELECTION  
TUESDAY, APRIL 1, 2025  
CRAWFORD COUNTY, ILLINOIS  
April 1, 2025 Consolidated Election  
FINAL RESULTS

Date: 4/14/2025  
Time: 11:25:00 AM CDT  
Page 49/83

	Turnout				PRAIRIE TOWNSHIP CLERK				
	Reg. Voters	Ballots Cast	% Turnout	Blank	Reg. Voters	Total Votes	<del>Jim Bowman</del> (R)	No Candidate (D)	
Jurisdiction Wide									
PRAIRIE 1	203	75	36.95%	0	203	64	64 100.00%	0	-
PRAIRIE 2	220	56	25.45%	0	220	53	53 100.00%	0	-
Total	13184	2552	19.36%	1	423	117	117 100.00%	0	-





Statement of Votes Cast  
CONSOLIDATED ELECTION  
TUESDAY, APRIL 1, 2025  
CRAWFORD COUNTY, ILLINOIS  
April 1, 2025 Consolidated Election  
FINAL RESULTS

Date: 4/14/2025  
Time: 11:25:00 AM CDT  
Page 50/83

	Turnout				PRAIRIE TOWNSHIP HIGHWAY COMMISSIONER							
	Reg. Voters	Ballots Cast	% Turnout	Blank	Reg. Voters	Total Votes	James Wolfe (R)		No Candidate (D)		William Gamblin (WI)	
Jurisdiction Wide												
PRAIRIE 1	203	75	36.95%	0	203	68	65	95.59%	0	-	3	4.41%
PRAIRIE 2	220	56	25.45%	0	220	52	52	100.00%	0	-	0	-
Total	13184	2552	19.36%	1	423	120	117	97.50%	0	-	3	2.50%

Statement of Votes Cast  
CONSOLIDATED ELECTION  
TUESDAY, APRIL 1, 2025  
CRAWFORD COUNTY, ILLINOIS  
April 1, 2025 Consolidated Election  
FINAL RESULTS

Date: 4/14/2025  
Time: 11:25:00 AM CDT  
Page 51/83

	Turnout				PRAIRIE TOWNSHIP TRUSTEE													
	Reg. Voters	Ballots Cast	% Turnout	Blank	Reg. Voters	Total Votes	 Lyle Crane (R)	Andrea Holtz (R)	Phillip Littlejohn (R)	 Carmen Rains (R)	 Derek Staley (D)	 Chris Weck (D)						
Jurisdiction Wide																		
PRAIRIE 1	203	75	36.95%	0	203	241	43 17.84%	17 7.05%	49 20.33%	33 13.69%	55 22.82%	44 18.26%						
PRAIRIE 2	220	56	25.45%	0	220	184	39 21.20%	21 11.41%	23 12.50%	40 21.74%	22 11.96%	39 21.20%						
Total	13184	2552	19.36%	1	423	425	82 19.29%	38 8.94%	72 16.94%	73 17.18%	77 18.12%	83 19.53%						


Statement of Votes Cast  
CONSOLIDATED ELECTION  
TUESDAY, APRIL 1, 2025  
CRAWFORD COUNTY, ILLINOIS  
April 1, 2025 Consolidated Election  
FINAL RESULTS

Date: 4/14/2025  
Time: 11:25:00 AM CDT  
Page 52/83

	Turnout				ROBINSON TOWNSHIP SUPERVISOR				
	Reg. Voters	Ballots Cast	% Turnout	Blank	Reg. Voters	Total Votes	Larry Corder (R)	No Candidate (D)	
Jurisdiction Wide									
ROBINSON 1	1073	98	9.13%	0	1073	78	78 100.00%	0	
ROBINSON 2	544	52	9.56%	0	544	38	38 100.00%	0	
ROBINSON 3	1109	162	14.61%	0	1109	121	121 100.00%	0	
ROBINSON 4	451	47	10.42%	0	451	46	46 100.00%	0	
ROBINSON 5	461	45	9.76%	0	461	40	40 100.00%	0	
ROBINSON 6	916	144	15.72%	1	916	122	122 100.00%	0	
ROBINSON 7	511	48	9.39%	0	511	40	40 100.00%	0	
ROBINSON 8	722	99	13.71%	0	722	82	82 100.00%	0	
ROBINSON 9	568	71	12.50%	0	568	55	55 100.00%	0	
Total	13184	2552	19.36%	1	6355	622	622 100.00%	0	

Statement of Votes Cast  
CONSOLIDATED ELECTION  
TUESDAY, APRIL 1, 2025  
CRAWFORD COUNTY, ILLINOIS  
April 1, 2025 Consolidated Election  
FINAL RESULTS

Date: 4/14/2025  
Time: 11:25:00 AM CDT  
Page 53/83

	Turnout				ROBINSON TOWNSHIP CLERK				
	Reg. Voters	Ballots Cast	% Turnout	Blank	Reg. Voters	Total Votes	 Vickie Gribben (R)	No Candidate (D)	
Jurisdiction Wide									
ROBINSON 1	1073	98	9.13%	0	1073	79	79 100.00%	0	
ROBINSON 2	544	52	9.56%	0	544	40	40 100.00%	0	
ROBINSON 3	1109	162	14.61%	0	1109	127	127 100.00%	0	
ROBINSON 4	451	47	10.42%	0	451	43	43 100.00%	0	
ROBINSON 5	461	45	9.76%	0	461	38	38 100.00%	0	
ROBINSON 6	916	144	15.72%	1	916	123	123 100.00%	0	
ROBINSON 7	511	48	9.39%	0	511	41	41 100.00%	0	
ROBINSON 8	722	99	13.71%	0	722	82	82 100.00%	0	
ROBINSON 9	568	71	12.50%	0	568	57	57 100.00%	0	
Total	13184	2552	19.36%	1	6355	630	630 100.00%	0	

Statement of Votes Cast  
CONSOLIDATED ELECTION  
TUESDAY, APRIL 1, 2025  
CRAWFORD COUNTY, ILLINOIS  
April 1, 2025 Consolidated Election  
FINAL RESULTS

Date: 4/14/2025  
Time: 11:25:00 AM CDT  
Page 54/83

	Turnout				ROBINSON TOWNSHIP ASSESSOR				
	Reg. Voters	Ballots Cast	% Turnout	Blank	Reg. Voters	Total Votes	Brenda Daugherty (R)	No Candidate (D)	
Jurisdiction Wide									
ROBINSON 1	1073	98	9.13%	0	1073	76	76 100.00%	0	
ROBINSON 2	544	52	9.56%	0	544	37	37 100.00%	0	
ROBINSON 3	1109	162	14.61%	0	1109	118	118 100.00%	0	
ROBINSON 4	451	47	10.42%	0	451	42	42 100.00%	0	
ROBINSON 5	461	45	9.76%	0	461	37	37 100.00%	0	
ROBINSON 6	916	144	15.72%	1	916	120	120 100.00%	0	
ROBINSON 7	511	48	9.39%	0	511	40	40 100.00%	0	
ROBINSON 8	722	99	13.71%	0	722	81	81 100.00%	0	
ROBINSON 9	568	71	12.50%	0	568	56	56 100.00%	0	
Total	13184	2552	19.36%	1	6355	607	607 100.00%	0	

Statement of Votes Cast  
CONSOLIDATED ELECTION  
TUESDAY, APRIL 1, 2025  
CRAWFORD COUNTY, ILLINOIS  
April 1, 2025 Consolidated Election  
FINAL RESULTS

Date: 4/14/2025  
Time: 11:25:00 AM CDT  
Page 55/83

	Turnout				ROBINSON TOWNSHIP HIGHWAY COMMISSIONER				
	Reg. Voters	Ballots Cast	% Turnout	Blank	Reg. Voters	Total Votes	Monty Murray (R)	No Candidate (D)	
Jurisdiction Wide									
ROBINSON 1	1073	98	9.13%	0	1073	77	77 100.00%	0	
ROBINSON 2	544	52	9.56%	0	544	36	36 100.00%	0	
ROBINSON 3	1109	162	14.61%	0	1109	125	125 100.00%	0	
ROBINSON 4	451	47	10.42%	0	451	46	46 100.00%	0	
ROBINSON 5	461	45	9.76%	0	461	40	40 100.00%	0	
ROBINSON 6	916	144	15.72%	1	916	123	123 100.00%	0	
ROBINSON 7	511	48	9.39%	0	511	41	41 100.00%	0	
ROBINSON 8	722	99	13.71%	0	722	81	81 100.00%	0	
ROBINSON 9	568	71	12.50%	0	568	58	58 100.00%	0	
Total	13184	2552	19.36%	1	6355	627	627 100.00%	0	



Statement of Votes Cast  
CONSOLIDATED ELECTION  
TUESDAY, APRIL 1, 2025  
CRAWFORD COUNTY, ILLINOIS  
April 1, 2025 Consolidated Election  
FINAL RESULTS

Date: 4/14/2025  
Time: 11:25:00 AM CDT  
Page 56/83

	Turnout				ROBINSON TOWNSHIP TRUSTEE										
	Reg. Voters	Ballots Cast	% Turnout	Blank	Reg. Voters	Total Votes	Mary Jane Parker (R)	Robb Sparks (R)	Dan Strauch (R)	Kevin Steele (R)	Brad Beisner (D)				
Jurisdiction Wide															
ROBINSON 1	1073	98	9.13%	0	1073	298	64 21.48%	73 24.50%	55 18.46%	65 21.81%	41 13.76%				
ROBINSON 2	544	52	9.56%	0	544	141	28 19.86%	27 19.15%	31 21.99%	22 15.60%	33 23.40%				
ROBINSON 3	1109	162	14.61%	0	1109	485	110 22.68%	111 22.89%	88 18.14%	112 23.09%	64 13.20%				
ROBINSON 4	451	47	10.42%	0	451	168	39 23.21%	43 25.60%	34 20.24%	34 20.24%	18 10.71%				
ROBINSON 5	461	45	9.76%	0	461	140	31 22.14%	35 25.00%	29 20.71%	29 20.71%	16 11.43%				
ROBINSON 6	916	144	15.72%	1	916	455	86 18.90%	111 24.40%	109 23.96%	93 20.44%	56 12.31%				
ROBINSON 7	511	48	9.39%	0	511	150	34 22.67%	33 22.00%	28 18.67%	33 22.00%	22 14.67%				
ROBINSON 8	722	99	13.71%	0	722	312	77 24.68%	75 24.04%	64 20.51%	62 19.87%	34 10.90%				
ROBINSON 9	568	71	12.50%	0	568	231	53 22.94%	54 23.38%	43 18.61%	53 22.94%	28 12.12%				
Total	13184	2552	19.36%	1	6355	2380	522 21.93%	562 23.61%	481 20.21%	503 21.13%	312 13.11%				

Statement of Votes Cast  
CONSOLIDATED ELECTION  
TUESDAY, APRIL 1, 2025  
CRAWFORD COUNTY, ILLINOIS  
April 1, 2025 Consolidated Election  
FINAL RESULTS

Date: 4/14/2025  
Time: 11:25:00 AM CDT  
Page 57/83

	Turnout				SOUTHWEST TOWNSHIP SUPERVISOR					
	Reg. Voters	Ballots Cast	% Turnout	Blank	Reg. Voters	Total Votes	Rodney Tarr (D)		Matthew Paddick (R)	
Jurisdiction Wide										
SOUTHWEST	65	31	47.69%	0	65	30	5	16.67%	25	83.33%
Total	13184	2552	19.36%	1	65	30	5	16.67%	25	83.33%

Statement of Votes Cast  
CONSOLIDATED ELECTION  
TUESDAY, APRIL 1, 2025  
CRAWFORD COUNTY, ILLINOIS  
April 1, 2025 Consolidated Election  
FINAL RESULTS

Date: 4/14/2025  
Time: 11:25:00 AM CDT  
Page 58/83

	Turnout				SOUTHWEST TOWNSHIP CLERK				
	Reg. Voters	Ballots Cast	% Turnout	Blank	Reg. Voters	Total Votes	No Candidate (D)	Janice Thacker (R)	
Jurisdiction Wide									
SOUTHWEST	65	31	47.69%	0	65	26	0	-	26 100.00%
Total	13184	2552	19.36%	1	65	26	0	-	26 100.00%

Statement of Votes Cast  
CONSOLIDATED ELECTION  
TUESDAY, APRIL 1, 2025  
CRAWFORD COUNTY, ILLINOIS  
April 1, 2025 Consolidated Election  
FINAL RESULTS

Date: 4/14/2025  
Time: 11:25:00 AM CDT  
Page 59/83

	Turnout				SOUTHWEST TOWNSHIP HIGHWAY COMMISSIONER				
	Reg. Voters	Ballots Cast	% Turnout	Blank	Reg. Voters	Total Votes	No Candidate (D)	Robert Baker (R)	
Jurisdiction Wide									
SOUTHWEST	65	31	47.69%	0	65	27	0	-	27 100.00%
Total	13184	2552	19.36%	1	65	27	0	-	27 100.00%

Statement of Votes Cast  
CONSOLIDATED ELECTION  
TUESDAY, APRIL 1, 2025  
CRAWFORD COUNTY, ILLINOIS  
April 1, 2025 Consolidated Election  
FINAL RESULTS

Date: 4/14/2025  
Time: 11:25:00 AM CDT  
Page 60/83

	Turnout				SOUTHWEST TOWNSHIP TRUSTEE											
	Reg. Voters	Ballots Cast	% Turnout	Blank	Reg. Voters	Total Votes	Scott Mills (D)	Belinda Tarr (D)	Timothy Pfeifer (R)	Jacob Smith (R)	Clifford J. Bowers (R)	Earl Thacker (R)				
Jurisdiction Wide																
SOUTHWEST	65	31	47.69%	0	65	103	10	9.71%	7	6.80%	21	20.39%	21	20.39%	21	20.39%
Total	13184	2552	19.36%	1	65	103	10	9.71%	7	6.80%	21	20.39%	21	20.39%	21	20.39%

Statement of Votes Cast  
CONSOLIDATED ELECTION  
TUESDAY, APRIL 1, 2025  
CRAWFORD COUNTY, ILLINOIS  
April 1, 2025 Consolidated Election  
FINAL RESULTS

Date: 4/14/2025  
Time: 11:25:00 AM CDT  
Page 61/83

	Turnout				MULTI-TOWNSHIP ASSESSOR DISTRICT 1(LICKING-PRAIRIE)				
	Reg. Voters	Ballots Cast	% Turnout	Blank	Reg. Voters	Total Votes	No Candidate (R)	No Candidate (D)	
Jurisdiction Wide									
LICKING	217	42	19.35%	0	217	0	0	-	0
PRAIRIE 1	203	75	36.95%	0	203	0	0	-	0
PRAIRIE 2	220	56	25.45%	0	220	0	0	-	0
Total	13184	2552	19.36%	1	640	0	0	-	0

Statement of Votes Cast  
CONSOLIDATED ELECTION  
TUESDAY, APRIL 1, 2025  
CRAWFORD COUNTY, ILLINOIS  
April 1, 2025 Consolidated Election  
FINAL RESULTS

Date: 4/14/2025  
Time: 11:25:00 AM CDT  
Page 62/83

	Turnout				MULTI-TOWNSHIP ASSESSOR DISTRICT 2(HUTSONVILLE-LAMOTTE-MONTGOMERY)				
	Reg. Voters	Ballots Cast	% Turnout	Blank	Reg. Voters	Total Votes	Debbie Fuller (D)	No Candidate (R)	
Jurisdiction Wide									
HUTSONVILLE 1	617	119	19.29%	0	617	82	82 100.00%	0	
HUTSONVILLE 2	150	21	14.00%	0	150	16	16 100.00%	0	
LAMOTTE 1	856	291	34.00%	0	856	236	236 100.00%	0	
LAMOTTE 2	581	199	34.25%	0	581	163	163 100.00%	0	
MONTGOMERY	485	162	33.40%	0	485	117	117 100.00%	0	
Total	13184	2552	19.36%	1	2689	614	614 100.00%	0	

Statement of Votes Cast  
CONSOLIDATED ELECTION  
TUESDAY, APRIL 1, 2025  
CRAWFORD COUNTY, ILLINOIS  
April 1, 2025 Consolidated Election  
FINAL RESULTS


Date: 4/14/2025  
Time: 11:25:00 AM CDT  
Page 63/83

	Turnout				MULTI-TOWNSHIP ASSESSOR DISTRICT 3(MARTIN-HONEYCREEK-SOUTHWEST)				
	Reg. Voters	Ballots Cast	% Turnout	Blank	Reg. Voters	Total Votes	No Candidate (D)	No Candidate (R)	
Jurisdiction Wide									
MARTIN	399	37	9.27%	0	399	0	0	-	0
HONEY CREEK 1	509	69	13.56%	0	509	0	0	-	0
HONEY CREEK 2	576	43	7.47%	0	576	0	0	-	0
SOUTHWEST	65	31	47.69%	0	65	0	0	-	0
Total	13184	2552	19.36%	1	1549	0	0	-	0




Statement of Votes Cast  
CONSOLIDATED ELECTION  
TUESDAY, APRIL 1, 2025  
CRAWFORD COUNTY, ILLINOIS  
April 1, 2025 Consolidated Election  
FINAL RESULTS

Date: 4/14/2025  
Time: 11:25:00 AM CDT  
Page 64/83

	Turnout				HUTSONVILLE TOWNSHIP PARK DISTRICT COMMISSIONER-6 YR TERM			
	Reg. Voters	Ballots Cast	% Turnout	Blank	Reg. Voters	Total Votes	 Michael Arvin	
Jurisdiction Wide								
HUTSONVILLE 1	617	119	19.29%	0	617	99	99	100.00%
HUTSONVILLE 2	150	21	14.00%	0	150	18	18	100.00%
Total	13184	2552	19.36%	1	767	117	117	100.00%

Statement of Votes Cast  
CONSOLIDATED ELECTION  
TUESDAY, APRIL 1, 2025  
CRAWFORD COUNTY, ILLINOIS  
April 1, 2025 Consolidated Election  
FINAL RESULTS

Date: 4/14/2025  
Time: 11:25:00 AM CDT  
Page 65/83

	Turnout				HUTSONVILLE TOWNSHIP PARK DISTRICT COMMISSIONER-4-YEAR UNEXPIRED TERM 			
	Reg. Voters	Ballots Cast	% Turnout	Blank	Reg. Voters	Total Votes	Brian Sellers	
Jurisdiction Wide								
HUTSONVILLE 1	617	119	19.29%	0	617	100	100	100.00%
HUTSONVILLE 2	150	21	14.00%	0	150	17	17	100.00%
Total	13184	2552	19.36%	1	767	117	117	100.00%




Statement of Votes Cast  
CONSOLIDATED ELECTION  
TUESDAY, APRIL 1, 2025  
CRAWFORD COUNTY, ILLINOIS  
April 1, 2025 Consolidated Election  
FINAL RESULTS

Date: 4/14/2025  
Time: 11:25:00 AM CDT  
Page 66/83

	Turnout				LAMOTTE PARK DISTRICT COMMISSIONER					
	Reg. Voters	Ballots Cast	% Turnout	Blank	Reg. Voters	Total Votes	✱ Terry Michael		✱ Brad White	
Jurisdiction Wide										
LAMOTTE 1	856	291	34.00%	0	856	432	178	41.20%	254	58.80%
LAMOTTE 2	581	199	34.25%	0	581	279	123	44.09%	156	55.91%
Total	13184	2552	19.36%	1	1437	711	301	42.33%	410	57.67%



Statement of Votes Cast  
CONSOLIDATED ELECTION  
TUESDAY, APRIL 1, 2025  
CRAWFORD COUNTY, ILLINOIS  
April 1, 2025 Consolidated Election  
FINAL RESULTS

Date: 4/14/2025  
Time: 11:25:00 AM CDT  
Page 67/83

	Turnout				PALESTINE PUBLIC LIBRARY DISTRICT TRUSTEE							
	Reg. Voters	Ballots Cast	% Turnout	Blank	Reg. Voters	Total Votes	 Susan Lockhart	 Terrie L. McDaniel	 Kristie Elder			
Jurisdiction Wide												
LAMOTTE 1	856	291	34.00%	0	856	657	217	33.03%	206	31.35%	234	35.62%
LAMOTTE 2	581	199	34.25%	0	581	416	140	33.65%	123	29.57%	153	36.78%
MONTGOMERY	485	162	33.40%	0	225	165	58	35.15%	50	30.30%	57	34.55%
Total	13184	2552	19.36%	1	1662	1238	415	33.52%	379	30.61%	444	35.86%

Statement of Votes Cast  
CONSOLIDATED ELECTION  
TUESDAY, APRIL 1, 2025  
CRAWFORD COUNTY, ILLINOIS  
April 1, 2025 Consolidated Election  
FINAL RESULTS

Date: 4/14/2025  
Time: 11:25:00 AM CDT  
Page 68/83

	Turnout				ROBINSON PUBLIC LIBRARY DISTRICT TRUSTEE					
	Reg. Voters	Ballots Cast	% Turnout	Blank	Reg. Voters	Total Votes	 Rhonda Moade	 Deborah L. Scott		
Jurisdiction Wide										
PRAIRIE 2	220	56	25.45%	0	220	67	40	59.70%	27	40.30%
HUTSONVILLE 1	617	119	19.29%	0	617	166	88	53.01%	78	46.99%
HUTSONVILLE 2	150	21	14.00%	0	150	29	15	51.72%	14	48.28%
OBLONG 1	713	226	31.70%	0	713	294	151	51.36%	143	48.64%
OBLONG 2	871	344	39.49%	0	532	277	149	53.79%	128	46.21%
OBLONG 3	367	71	19.35%	0	367	101	48	47.52%	53	52.48%
ROBINSON 1	1073	98	9.13%	0	1073	123	63	51.22%	60	48.78%
ROBINSON 2	544	52	9.56%	0	544	81	41	50.62%	40	49.38%
ROBINSON 3	1109	162	14.61%	0	1109	220	114	51.82%	106	48.18%
ROBINSON 4	451	47	10.42%	0	451	69	36	52.17%	33	47.83%
ROBINSON 5	461	45	9.76%	0	461	64	29	45.31%	35	54.69%
ROBINSON 6	916	144	15.72%	1	916	201	99	49.25%	102	50.75%
ROBINSON 7	511	48	9.39%	0	511	63	30	47.62%	33	52.38%
ROBINSON 8	722	99	13.71%	0	722	131	73	55.73%	58	44.27%
ROBINSON 9	568	71	12.50%	0	568	97	47	48.45%	50	51.55%
HONEY CREEK 1	509	69	13.56%	0	509	90	52	57.78%	38	42.22%
HONEY CREEK 2	576	43	7.47%	0	576	59	32	54.24%	27	45.76%
MONTGOMERY	485	162	33.40%	0	260	103	54	52.43%	49	47.57%
Total	13184	2552	19.36%	1	10299	2235	1161	51.95%	1074	48.05%

Statement of Votes Cast  
CONSOLIDATED ELECTION  
TUESDAY, APRIL 1, 2025  
CRAWFORD COUNTY, ILLINOIS  
April 1, 2025 Consolidated Election  
FINAL RESULTS

Date: 4/14/2025  
Time: 11:25:00 AM CDT  
Page 69/83

	Turnout				CASEY-WESTFIELD CUSD NO. C-4 BOARD MEMBER-2- YEAR UNEXPIRED TERM			
	Reg. Voters	Ballots Cast	% Turnout	Blank	Reg. Voters	Total Votes	Rebecca Kay Clement	
Jurisdiction Wide								
LICKING	217	42	19.35%	0	0	0	0	-
Total	13184	2552	19.36%	1	0	0	0	-

Statement of Votes Cast  
CONSOLIDATED ELECTION  
TUESDAY, APRIL 1, 2025  
CRAWFORD COUNTY, ILLINOIS  
April 1, 2025 Consolidated Election  
FINAL RESULTS

Date: 4/14/2025  
Time: 11:25:00 AM CDT  
Page 70/83

	Turnout				CASEY-WESTFIELD CUSD C-4 BOARD MEMBER-4YR TERM								
	Reg. Voters	Ballots Cast	% Turnout	Blank	Reg. Voters	Total Votes	Lisa Huddleston	Erin Fain	Jason Lee Sharp	Michael J Fouty			
Jurisdiction Wide													
LICKING	217	42	19.35%	0	0	0	0	-	0	-	0	-	0
Total	13184	2552	19.36%	1	0	0	0	-	0	-	0	-	0

Statement of Votes Cast  
CONSOLIDATED ELECTION  
TUESDAY, APRIL 1, 2025  
CRAWFORD COUNTY, ILLINOIS  
April 1, 2025 Consolidated Election  
FINAL RESULTS

Date: 4/14/2025  
Time: 11:25:00 AM CDT  
Page 72/83

	Turnout				HUTSONVILLE CUSD NO. 1 BOARD MEMBER							
	Reg. Voters	Ballots Cast	% Turnout	Blank	Reg. Voters	Total Votes	Chad Weaver		Chasity Austin		Katie (Miller) Parker	
Jurisdiction Wide												
LICKING	217	42	19.35%	0	53	18	6	33.33%	6	33.33%	6	33.33%
PRAIRIE 1	203	75	36.95%	0	203	172	51	29.65%	53	30.81%	68	39.53%
PRAIRIE 2	220	56	25.45%	0	23	25	7	28.00%	8	32.00%	10	40.00%
HUTSONVILLE 1	617	119	19.29%	0	569	264	89	33.71%	92	34.85%	83	31.44%
HUTSONVILLE 2	150	21	14.00%	0	150	45	16	35.56%	16	35.56%	13	28.89%
LAMOTTE 2	581	199	34.25%	0	28	3	1	33.33%	1	33.33%	1	33.33%
Total	13184	2552	19.36%	1	1026	527	170	32.26%	176	33.40%	181	34.35%




# ABSTRACT OF VOTES FOR CANDIDATES

CONSOLIDATED ELECTION  
April 1, 2025

HUTSONVILLE CUSD #1

OFFICE TITLE	CONG DIST	CANDIDATE NAME	VOTES RECEIVED			ELECTED
			CRAWFORD	CLARK	TOTAL	
MEMBER OF THE BOARD OF EDUCATION 2-YR UNEXPIRED TERM 1 TO BE ELECTED	T8N R11W	TUCKER SCOTT	106	35	141	
	T8N R11W	GUY RUMLER	117	32	149	XX
MEMBER OF THE BOARD OF EDUCATION 4-YEAR TERM 3 TO BE ELECTED	T8N R11W	CHAD WEAVER	170	55	225	XX
	T8N R11W	CHASITY AUSTIN	176	52	228	XX
	T8N R12W	KATIE (MILLER) PARKER	181	59	240	XX

I certify that the above is a true and complete Abstract of Votes and was prepared in my presence on April 16, 2025



  
Beckie Staley  
Crawford County Clerk

## ABSTRACT OF VOTES

STATE OF ILLINOIS )  
COUNTY OF CRAWFORD ) ss.

I, Beckie Staley, County Clerk of Crawford County, do hereby certify that on April 15<sup>th</sup>, 2025, I canvassed the returns of the Consolidated Election held on April 1<sup>st</sup>, 2025, and do proclaim that a total of 232 voters requested and received ballots and I do further certify that the following list of candidates each received the number of votes recorded to him or her for the office listed below.

HUTSONVILLE CUSD NO. 1 BOARD MEMBER-2-YEAR UNEXPIRED TERM

CANDIDATE

VOTES


TOWNSHIP 8N RANGE 11W

Tucker Scott  
Guy Rumlér

106  
117

I further certify that the above is a true and complete Abstract of Votes and was confirmed in my presence this 16<sup>th</sup> day of April, 2025.

Beckie Staley  
BECKIE STALEY, CRAWFORD COUNTY CLERK



# ABSTRACT OF VOTES

STATE OF ILLINOIS )  
COUNTY OF CLARK ) ss.

I, Laura Lee, County Clerk of Clark County, do hereby certify that on April 15<sup>th</sup>, 2025, I canvassed the returns of the Consolidated Election held on April 1<sup>st</sup>, 2025, and do proclaim that a total of 74 voters requested and received ballots and I do further certify that the following list of candidates each received the number of votes recorded to him or her for the office listed below.

HUTSONVILLE CUSD NO. 1 BOARD MEMBER-2-YEAR UNEXPIRED TERM	
CANDIDATE	VOTES
TOWNSHIP 8N RANGE 11W	
Tucker Scott	35
Guy Rumlter	32

I further certify that the above is a true and complete Abstract of Votes and was confirmed in my presence this 15<sup>th</sup> day of April, 2025.

  
LAURA LEE, CLARK COUNTY CLERK

\*To see a report of the returns (votes received) by precinct, please refer to the Statement of Votes Cast-Final Canvass.

NOTE: "Each local canvassing board shall immediately transmit a signed copy or original duplicate of its complete Abstract of Votes to each election authority having jurisdiction over any of the respective political subdivision, and to the State Board of Elections..." (10 ILCS 5/22-18)

# ABSTRACT OF VOTES

STATE OF ILLINOIS )  
COUNTY OF CRAWFORD ) ss.


I, Beckie Staley, County Clerk of Crawford County, do hereby certify that on April 15<sup>th</sup>, 2025, I canvassed the returns of the Consolidated Election held on April 1<sup>st</sup>, 2025, and do proclaim that a total of 232 voters requested and received ballots and I do further certify that the following list of candidates each received the number of votes recorded to him or her for the office listed below.

## HUTSONVILLE CUSD NO. 1 BOARD MEMBER

CANDIDATE	VOTES
TOWNSHIP 8N RANGE 11W	
Chad Weaver	170
Chasity Austin	176
TOWNSHIP 8N RANGE 12W	
Katie (Miller) Parker	181

I further certify that the above is a true and complete Abstract of Votes and was confirmed in my presence this 16<sup>th</sup> day of April, 2025.

  
BECKIE STALEY, CRAWFORD COUNTY CLERK



## ABSTRACT OF VOTES

STATE OF ILLINOIS )  
COUNTY OF CLARK ) ss.

I, Laura Lee, County Clerk of Clark County, do hereby certify that on April 15<sup>th</sup>, 2025, I canvassed the returns of the Consolidated Election held on April 1<sup>st</sup>, 2025, and do proclaim that a total of 74 voters requested and received ballots and I do further certify that the following list of candidates each received the number of votes recorded to him or her for the office listed below.

## HUTSONVILLE CUSD NO.1 BOARD MEMBER-4YR TERM

CANDIDATE	VOTES
TOWNSHIP 8N RANGE 11W	
Chad Weaver	55
Chasity Austin	52
TOWNSHIP 8N RANGE 12W	
Katie (Miller) Parker	59

I further certify that the above is a true and complete Abstract of Votes and was confirmed in my presence this 15<sup>th</sup> day of April, 2025.

Laura N. Lee  
LAURA LEE, CLARK COUNTY CLERK

\*To see a report of the returns (votes received) by precinct, please refer to the Statement of Votes Cast-Final Canvass.

NOTE: "Each local canvassing board shall immediately transmit a signed copy or original duplicate of its complete Abstract of Votes to each election authority having jurisdiction over any of the respective political subdivision, and to the State Board of Elections..." (10 ILCS 5/22-18)

Statement of Votes Cast  
CONSOLIDATED ELECTION  
TUESDAY, APRIL 1, 2025  
CRAWFORD COUNTY, ILLINOIS  
April 1, 2025 Consolidated Election  
FINAL RESULTS

Date: 4/14/2025  
Time: 11:25:00 AM CDT  
Page 71/83

	Turnout				HUTSONVILLE CUSD NO. 1 BOARD MEMBER-2-YEAR UNEXPIRED TERM					
	Reg. Voters	Ballots Cast	% Turnout	Blank	Reg. Voters	Total Votes	Tucker Scott		Guy Rumler	
Jurisdiction Wide										
LICKING	217	42	19.35%	0	53	8	5	62.50%	3	37.50%
PRAIRIE 1	203	75	36.95%	0	203	74	43	58.11%	31	41.89%
PRAIRIE 2	220	56	25.45%	0	23	11	7	63.64%	4	36.36%
HUTSONVILLE 1	617	119	19.29%	0	569	108	41	37.86%	67	62.04%
HUTSONVILLE 2	150	21	14.00%	0	150	21	10	47.62%	11	52.38%
LAMOTTE 2	581	199	34.25%	0	28	1	0	-	1	100.00%
Total	13184	2552	19.36%	1	1026	223	106	47.53%	117	52.47%

Statement of Votes Cast  
CONSOLIDATED ELECTION  
TUESDAY, APRIL 1, 2025  
CRAWFORD COUNTY, ILLINOIS  
April 1, 2025 Consolidated Election  
FINAL RESULTS

Date: 4/14/2025  
Time: 11:25:00 AM CDT  
Page 73/83

	Turnout				OBLONG CUSD NO. 4 BOARD MEMBER							
	Reg. Voters	Ballots Cast	% Turnout	Blank	Reg. Voters	Total Votes	Heather Holt		Elijah (Abe) Lemmon		Erin Dix	
Jurisdiction Wide												
LICKING	217	42	19.35%	0	164	90	31	34.44%	30	33.33%	29	32.22%
OBLONG 1	713	226	31.70%	0	713	516	166	32.17%	182	35.27%	168	32.56%
OBLONG 2	871	344	39.49%	0	871	810	273	33.70%	279	34.44%	258	31.85%
OBLONG 3	367	71	19.35%	0	352	171	56	32.75%	58	33.92%	57	33.33%
ROBINSON 1	1073	98	9.13%	0	4	0	0	-	0	-	0	-
MARTIN	399	37	9.27%	0	361	74	26	35.14%	25	33.78%	23	31.08%
HONEY CREEK 2	576	43	7.47%	0	66	9	3	33.33%	3	33.33%	3	33.33%
SOUTHWEST	65	31	47.69%	0	2	4	2	50.00%	1	25.00%	1	25.00%
Total	13184	2552	19.36%	1	2533	1674	557	33.27%	578	34.53%	539	32.20%


**ABSTRACT OF VOTES  
FOR CANDIDATES**

**CONSOLIDATED ELECTION  
April 1, 2025**

**OBLONG CUSD #4**

OFFICE TITLE	CONG DIST	CANDIDATE NAME	VOTES RECEIVED			ELECTED
			CRAWFORD	JASPER	TOTAL	
MEMBER OF THE BOARD OF EDUCATION 4-YEAR TERM 3 TO BE ELECTED	T6N R13W	HEATHER HOLT	557	38	<b>595</b>	XX
	T6N R13W	ELIJAH (ABE) LEMMON	578	36	<b>614</b>	XX
	T7N R13W	ERIN DIX	539	32	<b>571</b>	XX

I certify that the above is a true and complete Abstract of Votes and was prepared in my presence on April 16, 2025



  
Beckie Staley  
Crawford County Clerk



## ABSTRACT OF VOTES

STATE OF ILLINOIS )  
COUNTY OF CRAWFORD ) ss.


I, Beckie Staley, County Clerk of Crawford County, do hereby certify that on April 15<sup>th</sup>, 2025, I canvassed the returns of the Consolidated Election held on April 1<sup>st</sup>, 2025, and do proclaim that a total of 708 voters requested and received ballots and I do further certify that the following list of candidates each received the number of votes recorded to him or her for the office listed below.

OBLONG CUSD NO. 4 BOARD MEMBER

CANDIDATE	VOTES
TOWNSHIP 6N RANGE 13W	
Heather Holt	557
Elijah (Abe) Lemmon	578
TOWNSHIP 7N RANGE 13W	
Erin Dix	539

I further certify that the above is a true and complete Abstract of Votes and was confirmed in my presence this 16<sup>th</sup> day of April, 2025.

Beckie Staley  
BECKIE STALEY, CRAWFORD COUNTY CLERK



# Crawford County IL Elections

**From:** Amy Tarr <atarr@jaspercounty.illinois.gov>  
**Sent:** Monday, April 14, 2025 9:01 AM  
**To:** elections@crawfordcounty.illinois.gov  
**Subject:** Oblong School

Cumulative Results Report

Election Day

Run Time

Run Date

12:43 PM

04/08/2025

Jasper County, Illinois

Consolidated Election

4/1/2025

Page 22

## OBLONG COMMUNITY UNIT SCHOOL DISTRICT NO. 4 FOR MEMBERS OF THE BOARD OF EDUCATION TO SERVE A FULL 4-YEAR TERM - (Vote for a total of three)

Choice	Party	Election Day	Early-Grace	1
TOWNSHIP 6N RANGE 13W		0 0.00%	0 0.00%	0 0
HEATHER HOLT		34 35.42%	4 40.00%	38 35
ELIJAH (ABE) LEMMON		33 34.38%	3 30.00%	36 33
TOWNSHIP 7N RANGE 13W		0 0.00%	0 0.00%	0 0
ERIN DIX		29 30.21%	3 30.00%	32 30
Cast Votes:		96 100.00%	10 100.00%	106 100
Undervotes:		18	2	20
Overvotes:		0	0	0
Unresolved write-in votes:		0	0	0




**Amy Tarr**

*Jasper County Clerk/Recorder*  
 204 W. Washington St. Suite 2  
 Newton, IL 62448  
[www.jaspercountyil.com](http://www.jaspercountyil.com)  
 618-783-3124



Statement of Votes Cast  
CONSOLIDATED ELECTION  
TUESDAY, APRIL 1, 2025  
CRAWFORD COUNTY, ILLINOIS  
April 1, 2025 Consolidated Election  
FINAL RESULTS

Date: 4/14/2025  
Time: 11:25:00 AM CDT  
Page 74/83

	Turnout				PALESTINE CUSD NO. 3 BOARD MEMBER-4YR TERM							
	Reg. Voters	Ballots Cast	% Turnout	Blank	Reg. Voters	Total Votes	 Damien Tingley	 Megan E. Pifer	 Tyler Inboden			
Jurisdiction Wide												
HUTSONVILLE 1	617	119	19.29%	0	0	0	0	-	0	-	0	-
ROBINSON 7	511	48	9.39%	0	2	0	0	-	0	-	0	-
ROBINSON 8	722	99	13.71%	0	2	0	0	-	0	-	0	-
LAMOTTE 1	856	291	34.00%	0	856	659	228	34.60%	226	34.29%	205	31.11%
LAMOTTE 2	581	199	34.25%	0	514	387	138	35.66%	130	33.59%	119	30.75%
HONEY CREEK 1	509	69	13.56%	0	9	0	0	-	0	-	0	-
MONTGOMERY	485	162	33.40%	0	292	248	79	31.85%	88	35.48%	81	32.66%
Total	13184	2552	19.36%	1	1675	1294	445	34.39%	444	34.31%	405	31.30%

Statement of Votes Cast  
CONSOLIDATED ELECTION  
TUESDAY, APRIL 1, 2025  
CRAWFORD COUNTY, ILLINOIS  
April 1, 2025 Consolidated Election  
FINAL RESULTS

Date: 4/14/2025  
Time: 11:25:00 AM CDT  
Page 75/83

	Turnout				RED HILL CUSD NO. 10 BOARD MEMBER													
	Reg. Voters	Ballots Cast	% Turnout	Blank	Reg. Voters	Total Votes	Russell Adams		Tony Fiscus		Bryan Moore		John Phipps		Matthew Brashear		Billy Gray	
Jurisdiction Wide																		
MARTIN	399	37	9.27%	0	0	0	0	-	0	-	0	-	0	-	0	-	0	-
SOUTHWEST	65	31	47.69%	0	63	92	17	18.48%	11	11.96%	20	21.74%	20	21.74%	12	13.04%	12	13.04%
Total	13184	2552	19.36%	1	63	92	17	18.48%	11	11.96%	20	21.74%	20	21.74%	12	13.04%	12	13.04%

Statement of Votes Cast  
CONSOLIDATED ELECTION  
TUESDAY, APRIL 1, 2025  
CRAWFORD COUNTY, ILLINOIS  
April 1, 2025 Consolidated Election  
FINAL RESULTS

Date: 4/14/2025  
Time: 11:25:00 AM CDT  
Page 76/83

	Turnout				ROBINSON CUSD NO. 2 BOARD MEMBER							
	Reg. Voters	Ballots Cast	% Turnout	Blank	Reg. Voters	Total Votes	Bill Sandiford	Roston Rich	Janette Rosborough			
Jurisdiction Wide												
PRAIRIE 2	220	56	25.45%	0	197	90	34 37.78%	27 30.00%	29 32.22%			
HUTSONVILLE 1	617	119	19.29%	0	48	9	3 33.33%	3 33.33%	3 33.33%			
OBLONG 3	367	71	19.35%	0	15	3	1 33.33%	1 33.33%	1 33.33%			
ROBINSON 1	1073	98	9.13%	0	1069	201	70 34.83%	70 34.83%	61 30.35%			
ROBINSON 2	544	52	9.56%	0	544	116	37 31.90%	40 34.48%	39 33.62%			
ROBINSON 3	1109	162	14.61%	0	1109	340	117 34.41%	114 33.53%	109 32.06%			
ROBINSON 4	451	47	10.42%	0	451	116	41 35.34%	37 31.90%	38 32.76%			
ROBINSON 5	461	45	9.76%	0	461	104	38 36.54%	33 31.73%	33 31.73%			
ROBINSON 6	916	144	15.72%	1	916	323	105 32.51%	109 33.75%	109 33.75%			
ROBINSON 7	511	48	9.39%	0	509	105	35 33.33%	34 32.38%	36 34.29%			
ROBINSON 8	722	99	13.71%	0	720	219	79 36.07%	71 32.42%	69 31.51%			
ROBINSON 9	568	71	12.50%	0	568	165	55 33.33%	57 34.55%	53 32.12%			
LAMOTTE 1	856	291	34.00%	0	0	0	0 -	0 -	0 -			
LAMOTTE 2	581	199	34.25%	0	39	18	4 22.22%	7 38.89%	7 38.89%			
MARTIN	399	37	9.27%	0	38	18	6 33.33%	5 27.78%	7 38.89%			
HONEY CREEK 1	509	69	13.56%	0	497	158	46 29.11%	59 37.34%	53 33.54%			
HONEY CREEK 2	576	43	7.47%	0	508	89	32 35.96%	28 31.46%	29 32.58%			
MONTGOMERY	485	162	33.40%	0	192	97	31 31.96%	35 36.08%	31 31.96%			
Total	13184	2552	19.36%	1	7881	2171	734 33.81%	730 33.63%	707 32.57%			

Statement of Votes Cast  
CONSOLIDATED ELECTION  
TUESDAY, APRIL 1, 2025  
CRAWFORD COUNTY, ILLINOIS  
April 1, 2025 Consolidated Election  
FINAL RESULTS

Date: 4/14/2025  
Time: 11:25:00 AM CDT  
Page 77/83

	Turnout				ILLINOIS EASTERN COMM COLLEGE DISTRICT NO. 529 TRUSTEE-6-YEAR TERM							
	Reg. Voters	Ballots Cast	% Turnout	Blank	Reg. Voters	Total Votes	John McLaughlin	Susan G. Batchelor	John D. Brooks			
Jurisdiction Wide												
LICKING	217	42	19.35%	0	217	66	20 30.30%	22 33.33%	24 36.36%			
PRAIRIE 1	203	75	36.95%	0	203	96	25 26.04%	26 27.08%	45 46.88%			
PRAIRIE 2	220	56	25.45%	0	220	66	14 21.21%	24 36.36%	28 42.42%			
HUTSONVILLE 1	617	119	19.29%	0	617	167	32 19.16%	56 33.53%	79 47.31%			
HUTSONVILLE 2	150	21	14.00%	0	150	34	13 38.24%	14 41.18%	7 20.59%			
OBLONG 1	713	226	31.70%	0	713	298	77 25.84%	114 38.26%	107 35.91%			
OBLONG 2	871	344	39.49%	0	871	459	126 27.45%	171 37.25%	162 35.29%			
OBLONG 3	367	71	19.35%	0	367	107	24 22.43%	40 37.38%	43 40.19%			
ROBINSON 1	1073	98	9.13%	0	1073	124	41 33.06%	42 33.87%	41 33.06%			
ROBINSON 2	544	52	9.56%	0	544	71	15 21.13%	32 45.07%	24 33.80%			
ROBINSON 3	1109	162	14.61%	0	1109	212	53 25.00%	79 37.26%	80 37.74%			
ROBINSON 4	451	47	10.42%	0	451	71	17 23.94%	29 40.85%	25 35.21%			
ROBINSON 5	461	45	9.76%	0	461	61	16 26.23%	20 32.79%	25 40.98%			
ROBINSON 6	916	144	15.72%	1	916	196	49 25.00%	71 36.22%	76 38.78%			
ROBINSON 7	511	48	9.39%	0	511	68	19 27.94%	26 38.24%	23 33.82%			
ROBINSON 8	722	99	13.71%	0	722	143	46 32.17%	58 40.56%	39 27.27%			
ROBINSON 9	568	71	12.50%	0	568	100	28 28.00%	30 30.00%	42 42.00%			
LAMOTTE 1	856	291	34.00%	0	856	385	113 29.35%	151 39.22%	121 31.43%			
LAMOTTE 2	581	199	34.25%	0	581	247	67 27.13%	92 37.25%	88 35.63%			
MARTIN	399	37	9.27%	0	399	54	15 27.78%	22 40.74%	17 31.48%			
HONEY CREEK 1	509	69	13.56%	0	509	105	27 25.71%	44 41.90%	34 32.38%			
HONEY CREEK 2	576	43	7.47%	0	576	57	13 22.81%	27 47.37%	17 29.82%			
MONTGOMERY	485	162	33.40%	0	485	210	65 30.95%	74 35.24%	71 33.81%			
SOUTHWEST	65	31	47.69%	0	65	33	11 33.33%	12 36.36%	10 30.30%			
Total	13184	2552	19.36%	1	13184	3430	926 27.00%	1276 37.20%	1228 35.80%			

Statement of Votes Cast  
CONSOLIDATED ELECTION  
TUESDAY, APRIL 1, 2025  
CRAWFORD COUNTY, ILLINOIS  
April 1, 2025 Consolidated Election  
FINAL RESULTS

Date: 4/14/2025  
Time: 11:25:00 AM CDT  
Page 78/83

	Turnout				ILLINOIS EASTERN COMM COLLEGE DISTRICT NO. 529 TRUSTEE-2-YEAR UNEXPIRED TERM			
	Reg. Voters	Ballots Cast	% Turnout	Blank	Reg. Voters	Total Votes	Roger D. Browning	
Jurisdiction Wide								
LICKING	217	42	19.35%	0	217	36	36	100.00%
PRAIRIE 1	203	75	36.95%	0	203	51	51	100.00%
PRAIRIE 2	220	56	25.45%	0	220	39	39	100.00%
HUTSONVILLE 1	617	119	19.29%	0	617	82	82	100.00%
HUTSONVILLE 2	150	21	14.00%	0	150	16	16	100.00%
OBLONG 1	713	226	31.70%	0	713	178	178	100.00%
OBLONG 2	871	344	39.49%	0	871	260	260	100.00%
OBLONG 3	367	71	19.35%	0	367	56	56	100.00%
ROBINSON 1	1073	98	9.13%	0	1073	71	71	100.00%
ROBINSON 2	544	52	9.56%	0	544	40	40	100.00%
ROBINSON 3	1109	162	14.61%	0	1109	114	114	100.00%
ROBINSON 4	451	47	10.42%	0	451	38	38	100.00%
ROBINSON 5	461	45	9.76%	0	461	34	34	100.00%
ROBINSON 6	916	144	15.72%	1	916	109	109	100.00%
ROBINSON 7	511	48	9.39%	0	511	37	37	100.00%
ROBINSON 8	722	99	13.71%	0	722	78	78	100.00%
ROBINSON 9	568	71	12.50%	0	568	53	53	100.00%
LAMOTTE 1	856	291	34.00%	0	856	208	208	100.00%
LAMOTTE 2	581	199	34.25%	0	581	142	142	100.00%
MARTIN	399	37	9.27%	0	399	27	27	100.00%
HONEY CREEK 1	509	69	13.56%	0	509	53	53	100.00%
HONEY CREEK 2	576	43	7.47%	0	576	31	31	100.00%
MONTGOMERY	485	162	33.40%	0	485	119	119	100.00%
SOUTHWEST	65	31	47.69%	0	65	22	22	100.00%
Total	13184	2552	19.36%	1	13184	1894	1894	100.00%

Statement of Votes Cast  
CONSOLIDATED ELECTION  
TUESDAY, APRIL 1, 2025  
CRAWFORD COUNTY, ILLINOIS  
April 1, 2025 Consolidated Election  
FINAL RESULTS

Date: 4/14/2025  
Time: 11:25:00 AM CDT  
Page 79/83

	Turnout				LAKE LAND COMM COLLEGE DISTRICT NO. 517 TRUSTEE- 6-YEAR TERM						
	Reg. Voters	Ballots Cast	% Turnout	Blank	Reg. Voters	Total Votes	Scott Montgomery	Nash H. Naam	Charles (Chuck) Deters		
Jurisdiction Wide											
LICKING	217	42	19.35%	0	0	0	0	- 0	- 0	-	-
Total	13184	2552	19.36%	1	0	0	0	- 0	- 0	-	-



Statement of Votes Cast  
CONSOLIDATED ELECTION  
TUESDAY, APRIL 1, 2025  
CRAWFORD COUNTY, ILLINOIS  
April 1, 2025 Consolidated Election  
FINAL RESULTS

Date: 4/14/2025  
Time: 11:25:00 AM CDT  
Page 80/83

	Turnout				LAKE LAND COMM COLLEGE DISTRICT NO. 517 TRUSTEE-4-YEAR UNEXPIRED TERM		
	Reg. Voters	Ballots Cast	% Turnout	Blank	Reg. Voters	Total Votes	Larry D. Lilly
Jurisdiction Wide							
LICKING	217	42	19.35%	0	0	0	0
Total	13184	2552	19.36%	1	0	0	0

Statement of Votes Cast  
CONSOLIDATED ELECTION  
TUESDAY, APRIL 1, 2025  
CRAWFORD COUNTY, ILLINOIS  
April 1, 2025 Consolidated Election  
FINAL RESULTS

Date: 4/14/2025  
Time: 11:25:00 AM CDT  
Page 81/83

	Turnout				REG BOARD OF SCHOOL TRUSTEES (CLARK-COLES-CUMB-DOUGLAS-EDGAR-MOULTRIE-SHELBY)-6YR TERM			
	Reg. Voters	Ballots Cast	% Turnout	Blank	Reg. Voters	Total Votes	No Candidate	
Jurisdiction Wide								
LICKING	217	42	19.35%	0	0	0	0	-
Total	13184	2552	19.36%	1	0	0	0	-

Statement of Votes Cast  
CONSOLIDATED ELECTION  
TUESDAY, APRIL 1, 2025  
CRAWFORD COUNTY, ILLINOIS  
April 1, 2025 Consolidated Election  
FINAL RESULTS

Date: 4/14/2025  
Time: 11:25:00 AM CDT  
Page 82/83

	Turnout				REG BOARD OF SCHOOL TRUSTEES(CLARK-COLES-CUMBERLAND-DOUGLAS-EDGAR-MOULTRIE-SHELBY)			
	Reg. Voters	Ballots Cast	% Turnout	Blank	REG YEAR IN EXPIRED TERM	Voters	Votes	No Candidate
Jurisdiction Wide								
LICKING	217	42	19.35%	0		0	0	0
Total	13184	2552	19.36%	1		0	0	0

Statement of Votes Cast  
CONSOLIDATED ELECTION  
TUESDAY, APRIL 1, 2025  
CRAWFORD COUNTY, ILLINOIS  
April 1, 2025 Consolidated Election  
FINAL RESULTS

Date: 4/14/2025  
Time: 11:25:00 AM CDT  
Page 83/83

	Turnout				REG BOARD OF SCHOOL TRUSTEES (CLAY-CRAWFORD-JASPER-LAWRENCE-RICHLAND)					
	Reg. Voters	Ballots Cast	% Turnout	Blank	Reg. Voters	Total Votes	Cathy Croy		Julia LaRoche-New	
Jurisdiction Wide										
LICKING	217	42	19.35%	0	217	59	30	50.85%	29	49.15%
PRAIRIE 1	203	75	36.95%	0	203	87	43	49.43%	44	50.57%
PRAIRIE 2	220	56	25.45%	0	220	62	29	46.77%	33	53.23%
HUTSONVILLE 1	617	119	19.29%	0	617	137	66	48.18%	71	51.82%
HUTSONVILLE 2	150	21	14.00%	0	150	27	15	55.56%	12	44.44%
OBLONG 1	713	226	31.70%	0	713	279	134	48.03%	145	51.97%
OBLONG 2	871	344	39.49%	0	871	435	207	47.59%	228	52.41%
OBLONG 3	367	71	19.35%	0	367	98	44	44.90%	54	55.10%
ROBINSON 1	1073	98	9.13%	0	1073	113	51	45.13%	62	54.87%
ROBINSON 2	544	52	9.56%	0	544	68	34	50.00%	34	50.00%
ROBINSON 3	1109	162	14.61%	0	1109	190	92	48.42%	98	51.58%
ROBINSON 4	451	47	10.42%	0	451	63	32	50.79%	31	49.21%
ROBINSON 5	461	45	9.76%	0	461	57	27	47.37%	30	52.63%
ROBINSON 6	916	144	15.72%	1	916	178	86	48.31%	92	51.69%
ROBINSON 7	511	48	9.39%	0	511	63	30	47.62%	33	52.38%
ROBINSON 8	722	99	13.71%	0	722	135	65	48.15%	70	51.85%
ROBINSON 9	568	71	12.50%	0	568	87	41	47.13%	46	52.87%
LAMOTTE 1	856	291	34.00%	0	856	350	167	47.71%	183	52.29%
LAMOTTE 2	581	199	34.25%	0	581	241	115	47.72%	126	52.28%
MARTIN	399	37	9.27%	0	399	45	21	46.67%	24	53.33%
HONEY CREEK 1	509	69	13.56%	0	509	87	37	42.53%	50	57.47%
HONEY CREEK 2	576	43	7.47%	0	576	58	25	43.10%	33	56.90%
MONTGOMERY	485	162	33.40%	0	485	183	82	44.81%	101	55.19%
SOUTHWEST	65	31	47.69%	0	65	32	11	34.38%	21	65.62%
Total	13184	2552	19.36%	1	13184	3134	1484	47.35%	1650	52.65%